

**An inquiry into the natural world and its laws; the interaction between the natural world (physical and biological) and human societies; how humans use their understanding of scientific principles; the impact of scientific and technological advances on society and on the environment.**

28<sup>th</sup> January 2021

Learners will become knowledgeable about various Sources of Light and Sound. They will learn about different Properties of Light and Sound and will also ponder over the different ways in which we experience Light and Sound.

<p><b><u>Central Idea:</u></b></p> <p>Light and Sound helps us to experience our world in a better way.</p>	<p><b><u>Lines of Inquiry:</u></b></p> <ul style="list-style-type: none"><li>● Sources of Light and Sound.</li><li>● Properties of Light and Sound.</li><li>● Ways in which we experience Light and Sound.</li></ul>
<p><b><u>Learner Profile:</u></b></p> <ul style="list-style-type: none"><li>● <b>Communicator-</b> Learners will become communicator by sharing the different sources of light and sound and will also express the different ways in which they experience light and sound in their daily lives.</li><li>● <b>Risk- taker-</b> Learners will become risk-taker by experiencing and expressing the different properties of light and sound.</li></ul> <p><b><u>Approaches To Learning:</u></b></p> <ul style="list-style-type: none"><li>● <b>Research Skills-</b> Learners will develop research skills by presenting their knowledge on different sources of light and sound.</li><li>● <b>Communication Skills-</b> Learners will develop communication skills by expressing their views in different forms of art (dance, music or drawing).</li></ul>	<p><b><u>Key Concepts:</u></b></p> <ul style="list-style-type: none"><li>● <b>Form-</b>Learners will be able to identify various sources of light and sound.</li><li>● <b>Causation-</b>Learners will be able to connect and reason out the properties of light and sound and showcase their impact.</li><li>● <b>Perspective-</b>Learners will be able to relate and express different ways in which we experience light and sound.</li></ul> <p><b><u>Subject Focus:</u></b> Languages, Science, Social Studies, Maths, Arts.</p>

## **Home learning and Action**

*We seek your valuable cooperation for persuading your ward for fruitful learning.*

- Talk to your child about different sources of light and sound and ask them to communicate well and express their views in the class.
- Discuss with him/her about the different ways in which they experience light and sound in their daily lives.
- Encourage your child to be more curious about the new learning and read and learn different properties of light and sound which are discussed in the class.
- Do help your ward visit the given sites (Virtual resources)

<https://youtu.be/d7yTlp4gBTI>

<https://youtu.be/fvKpqIS9k9Y>

<https://www.theschoolrun.com/what-is-light>

<https://youtu.be/d65mdTJaJTI>

<https://youtu.be/BLs4r8IHUSg>

<https://youtu.be/Er0IHIXVCIE>

<https://youtu.be/n1m4h79JZso>

<https://youtu.be/37csXse35YQ>

**Thank You.**



**“Embrace the pace of your own growth.”**

**SANSKAR SCHOOL**

**GRADE- I**

**Assignment 26**

Date: Thursday, 28<sup>th</sup> January 2021

**ENGLISH:**

**Task-**Learn and recite the song.

<https://youtu.be/m2mxVWrVP58>

**MATHS:**

Do pages 134 and 135 in maths book

**WEIGHT**

Hold your Mathematics book in one hand.  
Hold a table-tennis ball in the other. Which  
one is heavier? Tick the correct answer:

Mathematics book

Table-tennis ball



We say the weight of the Mathematics book is *more than* the weight of the table-tennis ball.

The weight of the table-tennis ball is *less than* the weight of the Mathematics book.

How do we compare weights?

For comparing weights we use a **weighing balance**.



## Activity Time

Put your Mathematics book in one pan.

Put the table-tennis ball in the other.

The pan with the book goes down.

It means that the weight of the book is more than the weight of the ball.



Weight is measured in **kilograms**.



1 kg

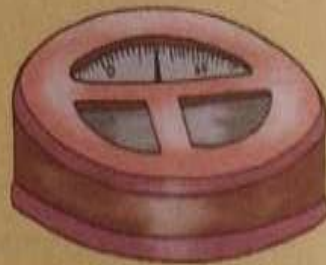


5 kg



2 kg

We can use a weighing machine to find our weight.



Ask your mother and fill in the blanks.

How much flour is used in your house in a month? \_\_\_\_\_ kg.

How much sugar is used in your house in a month? \_\_\_\_\_ kg.

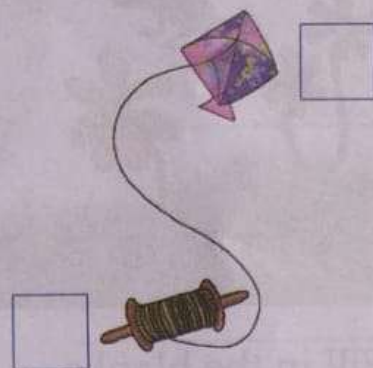

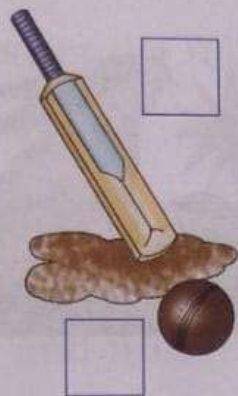
What is the weight of your school bag? \_\_\_\_\_ kg.

Take your best friend to the school medical room. Take your weights and write them below.

My weight is \_\_\_\_\_ kg. My friend's weight is \_\_\_\_\_ kg.

Tick (✓) who is heavier? I  My friend

Tick (✓) the one that is heavier?



Write the names of two more things which weigh *less than* 1 kg.

1. soap cake      2. \_\_\_\_\_      3. \_\_\_\_\_

Write the names of two more things which weigh *more than* 1 kg.

1. bicycle      2. \_\_\_\_\_      3. \_\_\_\_\_

### Values to Learn



Do you like to be A, B or C?


Who is healthy A, B or C?

**HINDI:**

दिए गए पेज को पढ़े समझें और पूरा करें


3. सही शब्द लिखकर वाक्य पूरे करो और स्टिकर चिपकाओ।

बादल जोकर शेर गाय



क. \_\_\_\_\_ घास खाती है।


ख. \_\_\_\_\_ जंगल का राजा है।



ग. \_\_\_\_\_ गरजते हैं।

घ. \_\_\_\_\_ हँसाता है।

4. अपनी फ़ोटो चिपकाओ और अपने बारे में चार वाक्य लिखो।



\_\_\_\_\_

\_\_\_\_\_

\_\_\_\_\_

\_\_\_\_\_

## वाक्य की परिभाषा

सार्थक शब्द या शब्दों का वह समूह जिससे वक्ता का भाव स्पष्ट हो जाए, वाक्य कहलाता है।

**शब्दों का क्रम ठीक करके वाक्य दोबारा लिखो**

1. मकड़ी है पर दीवार।
2. है मीठा यह आम बहुत।
3. पहली पढ़ता हूँ कक्षा में मैं।
4. मैं जाऊँगा अपने घर।

## UOI:

T.D THEME-How the world works will be introduced.

**Task-**Design a theme page showing your understanding of the theme-How the world works

**ART:**

Colouring Activity

With the help of Elements of Arts (Color)

Color the sun & rainbow using crayons as indicated in Art book page no.7

For reference picture is given below.





**P.E.:**

Watch the video to learn some basic fitness exercises.

<https://youtu.be/9McNv31YGcA>

**DANCE:**

Watch the video and follow the steps.

<https://youtu.be/FRcFGuCbhJs>